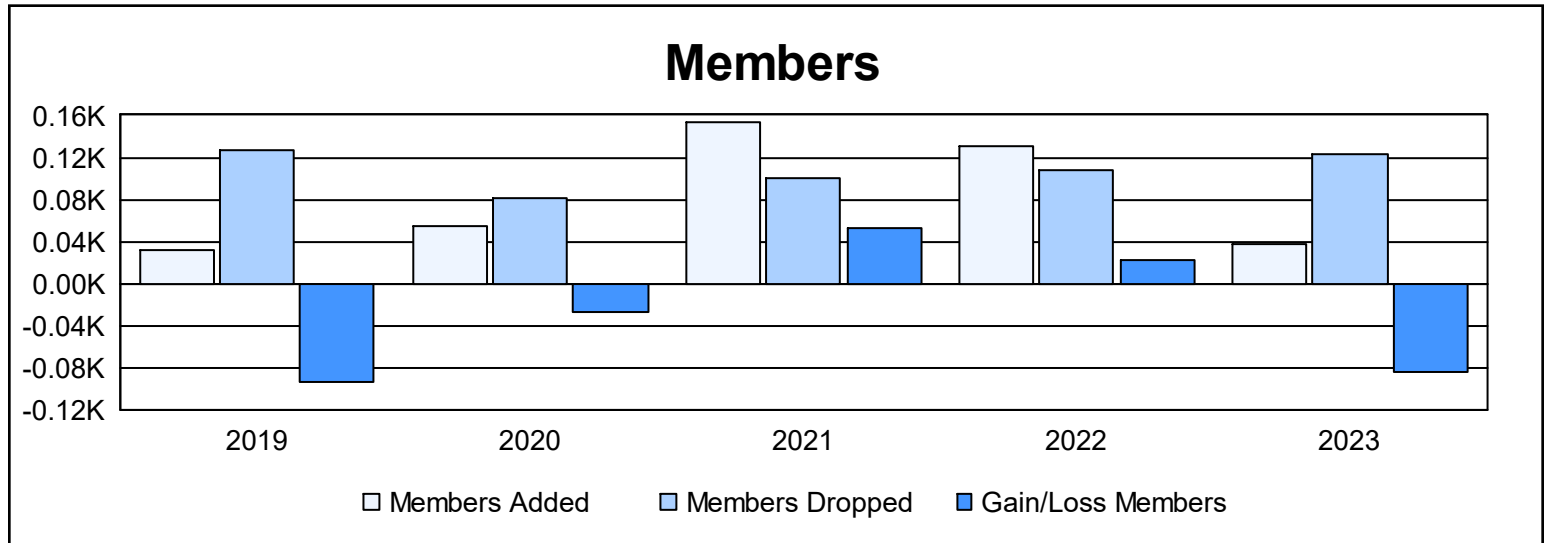
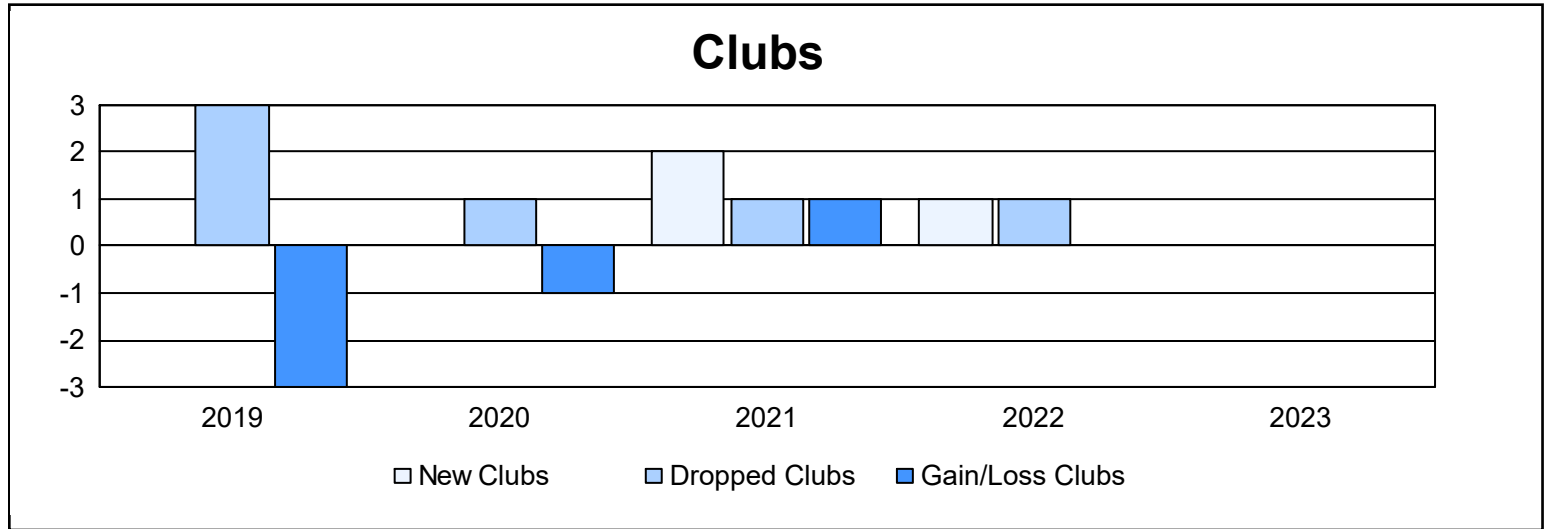
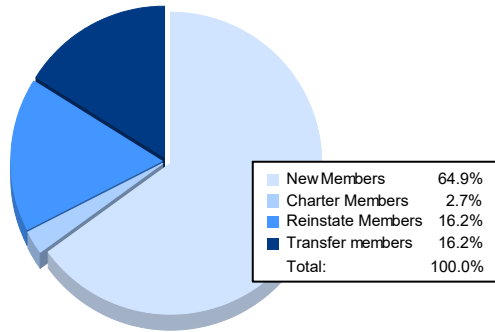


| Year | New Clubs | Dropped Clubs | Gain/ Loss Clubs | New Members | Charter Members | Reinstate Members | Transfer Members | Total Member Added | Total Members Dropped | Gain/ Loss Members |
|----------------|-----------|---------------|------------------|-------------|-----------------|-------------------|------------------|--------------------|-----------------------|--------------------|
| 2018-2019 | 0 | 3 | -3 | 27 | 3 | 2 | 0 | 32 | 126 | -94 |
| 2019-2020 | 0 | 1 | -1 | 43 | 0 | 2 | 9 | 54 | 81 | -27 |
| 2020-2021 | 2 | 1 | 1 | 105 | 46 | 0 | 2 | 153 | 100 | 53 |
| 2021-2022 | 1 | 1 | 0 | 88 | 32 | 6 | 5 | 131 | 108 | 23 |
| 2022-2023 | 0 | 0 | 0 | 24 | 1 | 6 | 6 | 37 | 122 | -85 |
| Average | 1 | 1 | -1 | 57 | 16 | 3 | 4 | 81 | 107 | -26 |



Membership Composition June 2023 Cumulative



Gender Composition June 2023 Cumulative

